

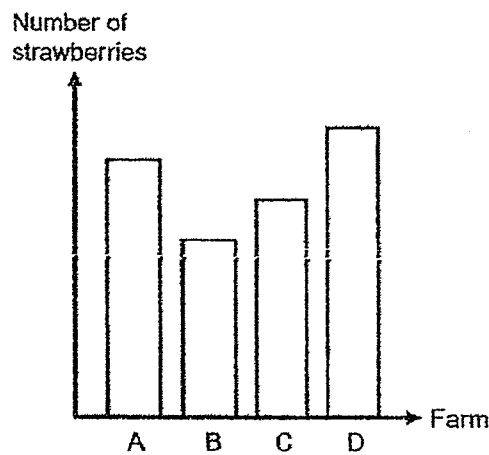
Henry Park Primary School
Primary Four Science
Term Review 2

Name: _____ () Class: 4 ____ Marks: _____ / 25

Parent's Signature: _____

For questions 1 to 7, write your answers in the space provided Duration: 40 minutes

1. The bar chart shows the number of strawberries sold in four farms, A, B, C and D. All the plants in the farms are identical and produce the same number of strawberries.



Which farm is likely to have the **most** number of adult plants?

- (1) A
- (2) B
- (3) C
- (4) D

()

2. The table shows some physical properties of materials A, B and C.


Material	Is it flexible?	Is it waterproof?	Does it float in water?
A	yes	no	no
B	yes	yes	no
C	yes	yes	yes

Based on the table, which one of the following objects are made of materials A, B and C?

	A	B	C
(1)	balloon	rubber gloves	eraser
(2)	school uniform	rubber gloves	balloon
(3)	eraser	school uniform	rubber gloves
(4)	rubber gloves	eraser	school uniform

()

3. The diagram shows a bicycle with some of its parts labelled.




Which of the following correctly matches the bicycle parts to its material property and explanation?

	Part	Property	Explanation
(1)	Plastic case for light	Allows most light to pass through	Provides little light for the rider to see the road ahead
(2)	Tyre	Waterproof	Allows tyre to be inflated with air
(3)	Frame	Strong	Withstands weight of rider
(4)	Seat	Able to float in water	Protects rider in the event of storms

()

4. A cat was walking along a straight line as shown in the diagram below.



Which of the following shows the correct arrangement of cat positions in increasing shadow length?

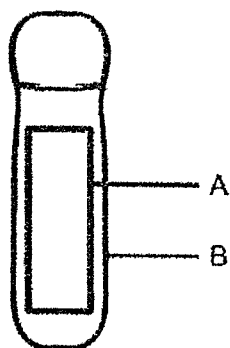
- (1) W, Z, Y, X
- (2) X, Y, W, Z
- (3) Z, Y, X, W
- (4) Y, X, Z, W

()

5. 4 gases, W, X, Y and Z, were heated to 150°C . They were left to cool and their temperatures were measured after 30 minutes as shown below.

Gas	Temperature / $^{\circ}\text{C}$
W	30
X	70
Y	95
Z	48

The diagram below shows a cross-section of a tumbler. It consists of two walls, A and B, to keep hot water in the tumbler warm for 12 hours. There is a gas present between walls A and B.

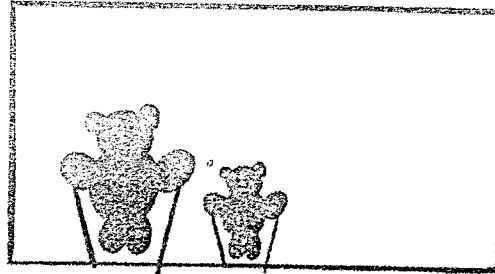


Based on the data in the table above, what is the best gas to fill the area between walls A and B?


- (1) W
- (2) X
- (3) Y
- (4) Z

()

6. Lenny is creating a puppet show for his sister. The diagram below shows what he wants for his show.



However, he only has two identical cutouts of his puppet as seen in the diagram below.



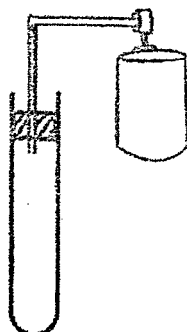
What can Lenny do to produce one puppet with a larger shadow for his show?

- A Move it towards the screen.
- B Place it beside the other puppet.
- C Move it closer to the light source.

- (1) A only
- (2) C only
- (3) A and C only
- (4) A, B and C

()

7. Charlie pumped 30 cm^3 of gas into a sealed and empty test-tube with volume of 25 cm^3 .

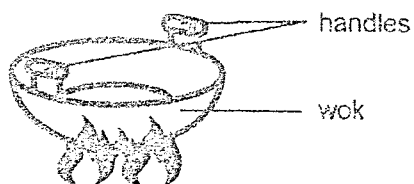


He observed that he was still able to pump more gas into the test tube.
What property of gases explains his observations?

- (1) It cannot be seen.
- (2) It can be compressed.
- (3) It has no definite mass.
- (4) It has no definite shape.

()

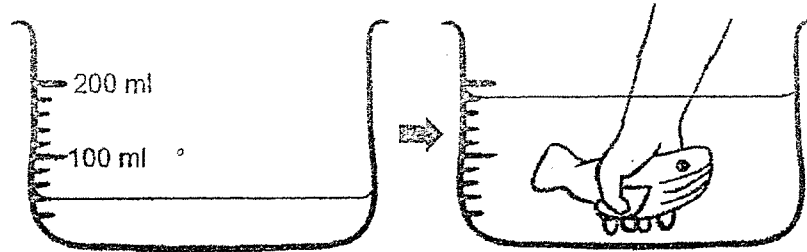
8. The diagram below shows a wok used by Mrs Tan.



- (a) State and explain the change in temperature of the wok as time passes. [2]

- (b) Suggest why wood is used to make the handles of the wok. [1]

9. Simon wanted to find out the volume of his whale toy. He poured some water into an empty beaker and put the toy in, as seen from the diagram below.

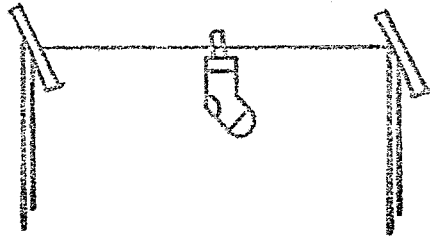


- (a) Why did the water level rise? [1]

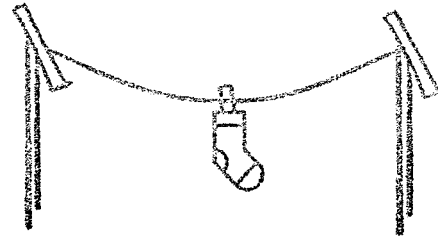
- (b) Simon concluded that the volume of his whale toy is 140 ml. [1]

Do you agree? Explain your answer.

10. Bella tied a clothesline between 2 poles. She put two identical socks and observed the following.



Set-up A

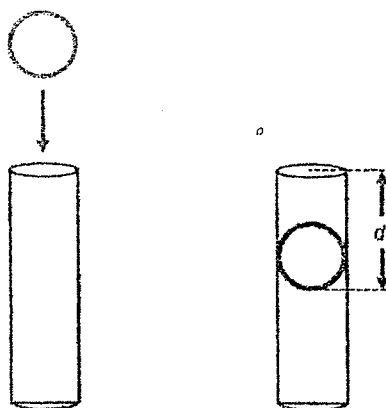


Set-up B

- (a) What is mass? [1]

- (b) In which set-up did Bella hang a wet sock? Explain your answer. [1]

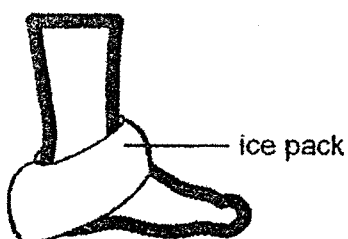
11. Samy wanted to investigate the effect of temperature of steel pipe on distance of ball dropped, d . He heated up steel pipe P but did not heat up steel pipe Q. Then, he dropped the ball in both pipes as shown in the diagram below. He measured and recorded the distance d for P and Q.



- (a) Predict which steel pipe would have a larger recording of d .

[1]

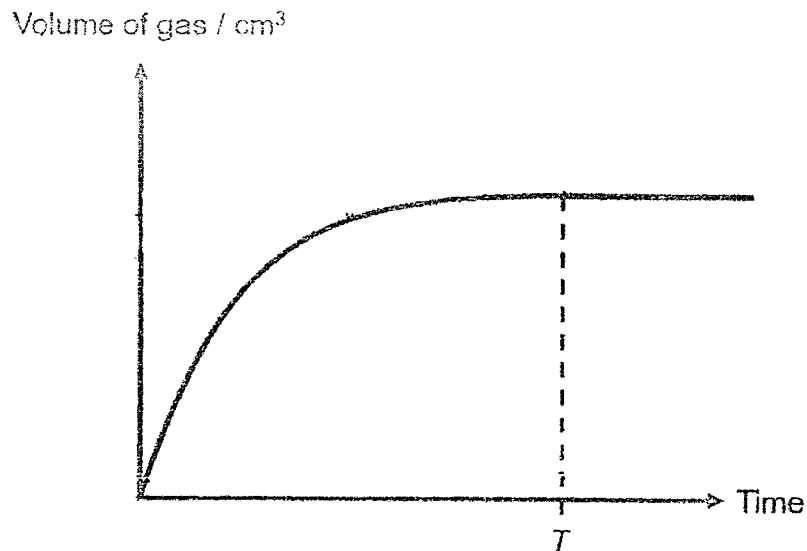
Swelling of joints is caused by an increased volume of blood flow in the blood vessels to an injured area. To reduce swelling, athletes would wrap an ice pack around the injured area.



- (b) Suggest why using an ice pack is recommended.

[1]

12. Alicia recorded the volume of air in her rubber ball as she pumped air in and plotted them in a graph as seen below. The volume of the rubber ball is 50 cm^3 .



- (a) On the axis labelled 'Volume of gas / cm^3 ' of the graph above, label 50 cm^3 to indicate the volume of the gas. [1]
- (b) Explain why there is no change in the volume of gas in the rubber ball from time T onwards. [1]

End of Term Review 2

ANSWER KEY

YEAR : 2022

LEVEL : PRIMARY 4

SCHOOL : Henry Park Primary School

SUBJECT : SCIENCE


TERM : Term Review 2

Q1	4	Q2	2	Q3	3	Q4	4	Q5	3
Q6	2	Q7	2						

Q8	(a) The temperature will increase because the wok gains heat from the fire. (b) Wood is a poor conductor of heat, thus when Mrs Tan holds it, she will not burn her hand.
Q9	(a) The whole toy and Simon's hand occupies space and has a definite volume thus water level will increase when both enters the beaker. (b) No. Because his hand is in the water also.
Q10	(a) It is the amount of matter in an object. (b) The wet sock contains water. Hence since water has mass, the sock in set-up B contains more mass.
Q11	(a) Steel pipe P (b) Blood vessels will lose heat to the ice pack and contract, decreasing the volume of blood flow to an injured area.

Q12

Volume of gas in



(a)

(b) Air can be compressed and there is no more space in the ball for air to enter.

2
END